



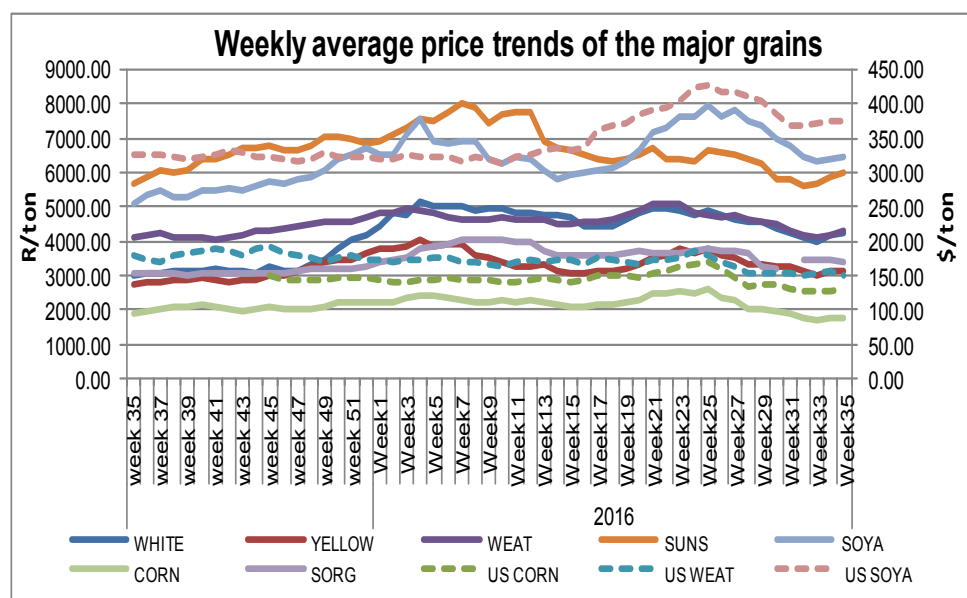
# agriculture, forestry & fisheries

Department:  
Agriculture, Forestry and Fisheries  
REPUBLIC OF SOUTH AFRICA

## Weekly Price Watch: 26 August 2016

Directorate: Statistics & Economic Analysis

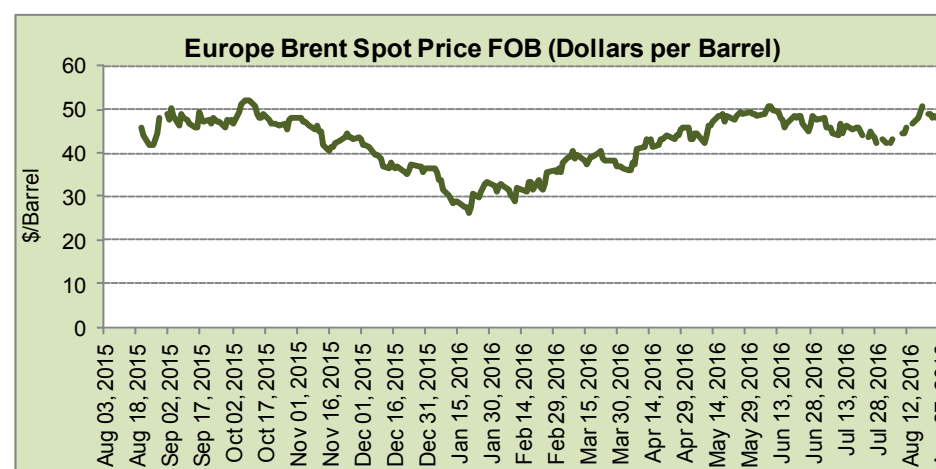
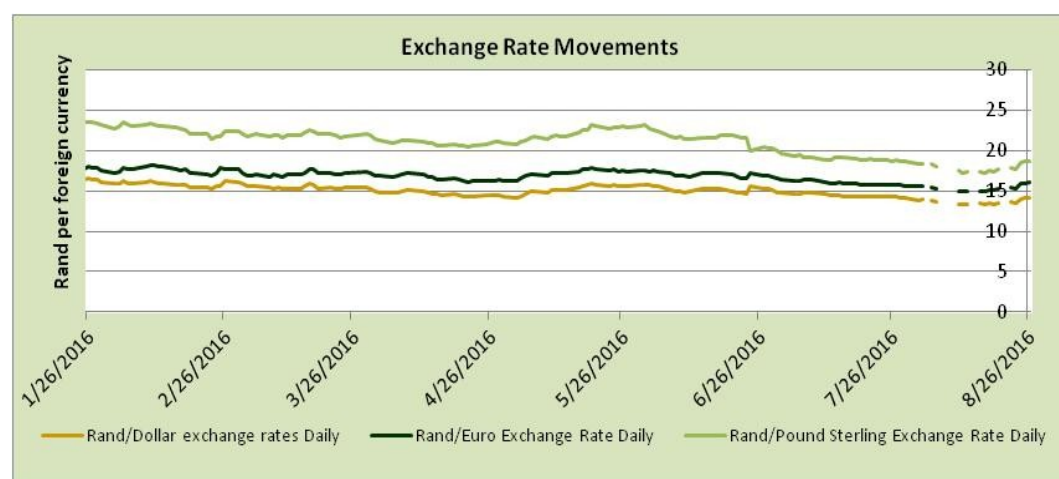
Sub-directorate: Economic Analysis



Weekly average prices of the domestic grain market strengthened during the reporting week except for sorghum prices which decreased by 0.8%. While weekly average prices for white maize, yellow maize wheat, soybeans and sunflower increased by 1.4%, 1.9%, 3.0%, 1.8% and 2.3% respectively during the same period. Internationally, weekly average prices for US yellow maize and soybean increased by 0.5% and 0.3% respectively, while wheat prices decline by 3.1% compared to the previous week.

### Spot price trends of major grains commodities

	1 year ago Week 35 (24-08-15 to 28-08-15)	Last week Week 34 ( 15-08-16 to 19-08-16)	This week Week 35 (22-08-16 to 26-08-16)	w-o-w % change
RSA White Maize per ton	R 3 026.20	R4 185.00	R4 243.20	1.4%
RSA Yellow Maize per ton	R 2 741.40	R3 106.60	R3 166.00	1.9%
USA Yellow Maize per ton	\$143.65	\$128.98	\$129.65	0.5%
RSA Wheat per ton	R4 101.20	R4 163.40	R4 289.20	3.0%
USA Wheat per ton	\$179.97	\$155.85	\$151.01	-3.1%
RSA Soybeans per ton	R5 077.40	R6 372.00	R6 486.40	1.8%
USA Soybeans per ton	\$326.56	\$375.43	\$376.63	0.3%
RSA Sunflower seed per ton	R5 663.40	R5 876.40	R6 012.80	2.3%
RSA Sorghum per ton	R3 050.00	R3 435.00	R3 406.00	-0.8%
Crude oil per barrel	\$45.99	\$48.50	\$48.43	-0.1%



Against the US dollar, euro and pound the rand averaged R13.88, R15.69 and R18.31 respectively this week compared to last week. The rand headed for biggest weekly drop on concern that finance minister's job is on the line amid speculation of a rift between him and president Zuma.

Oil prices declined on Friday after Saud Arabia's oil minister cast doubt on the need to cut output, denting hopes for a deal at talks next month aimed at addressing a global supply glut.



National South African Price information (RMAA) : Beef

Week 33 15/08/2016 to 21/08/2016)	Units	Avg Purchase Price	Avg Selling Price	Week 34 (22/08/2016 to 28/08/2016)	Units	Avg Purchase Price	Avg Selling Price
<b>Beef</b>				<b>Beef</b>			
Class A2	9646	38.16	37.63	Class A2	12647	38.31	37.82
Class A3	1280	38.00	37.81	Class A3	1684	37.79	37.85
Class C2	1389	30.81	31.42	Class C2	2050	31.38	31.62

Both weekly average purchasing price and selling price for beef increased by 0.5% and 0.4% respectively compared to the previous week.

National South African Price information (RMAA) : Lamb

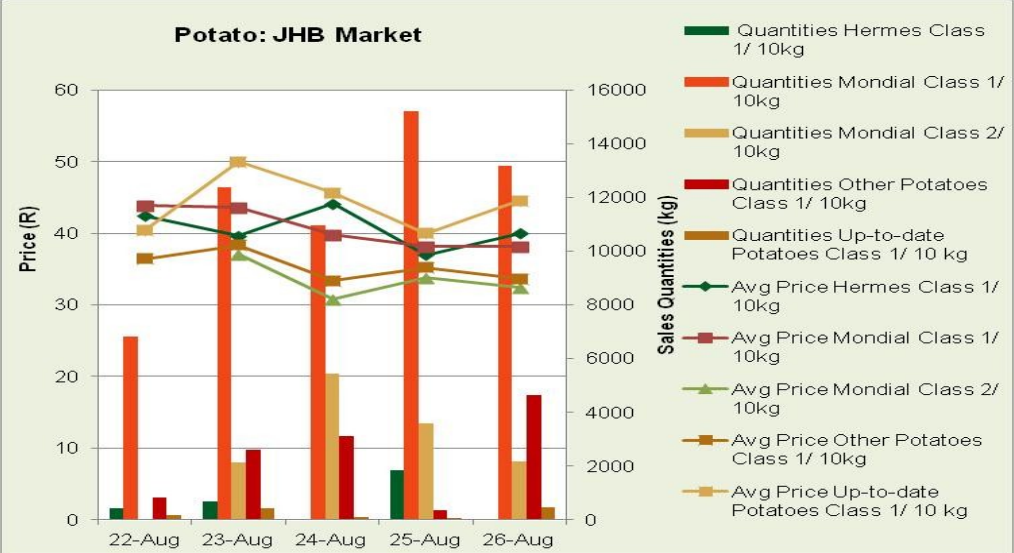
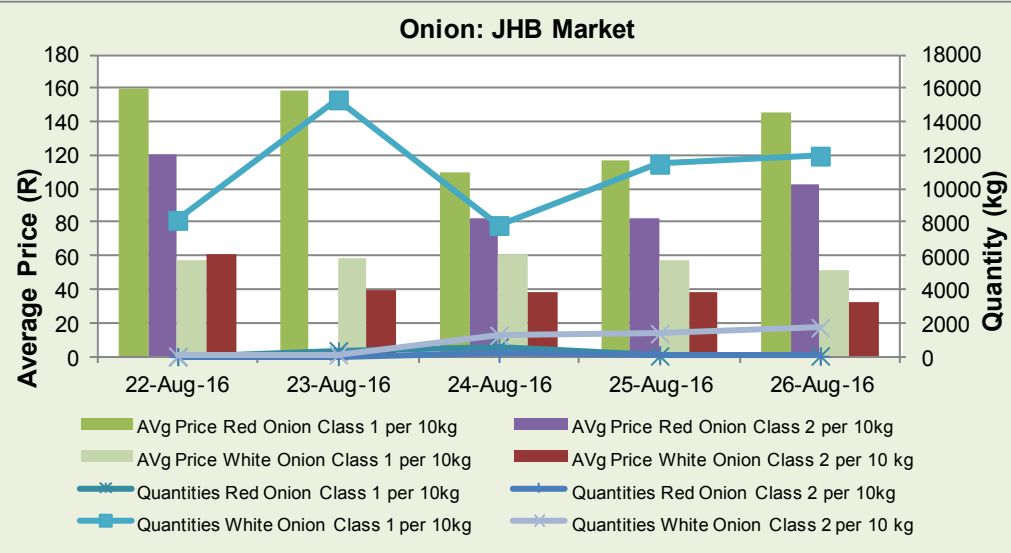
Week 33 (15/08/2016 to 21/08/2016)	Units	Avg Purchase Price	Avg Selling Price	Week 34 (22/08/2016 to 28/08/2016)	Units	Avg Purchase Price	Avg Selling Price
<b>Lamb</b>				<b>Lamb</b>			
Class A2	9965	61.94	60.48	Class A2	10691	59.56	63.68
Class A3	1427	60.55	59.27	Class A3	1690	58.07	62.60
Class C2	460	50.56	51.57	Class C2	499	50.47	51.16

Weekly average selling price for lamb increased by 4% while weekly purchasing price declined by 3% compared to the previous week.

National South African Price information (RMAA) : Pork

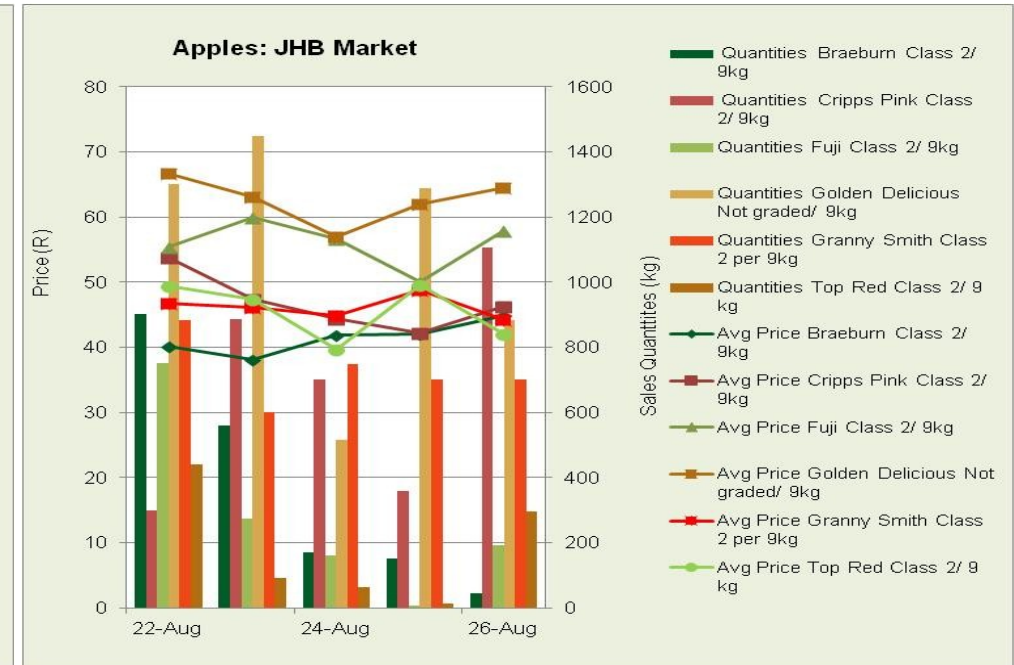
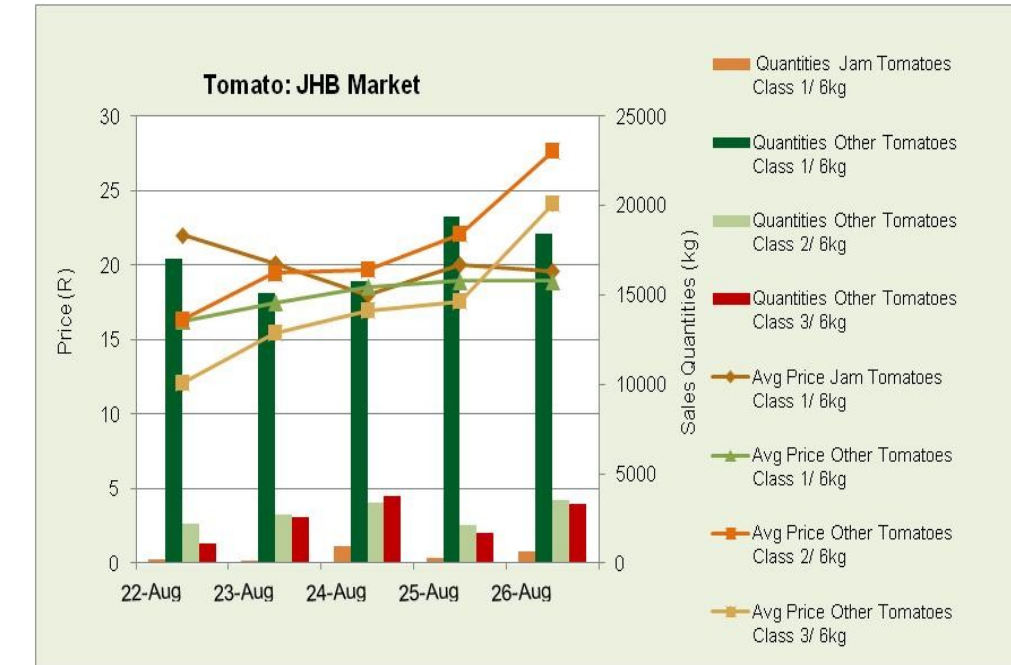
Week 33 (15/08/2016 to 21/08/2016)	Units	Avg Purchase Price	Week 34 (22/08/2016 to 28/08/2016)	Units	Avg Purchase Price
<b>Pork</b>			<b>Pork</b>		
Class BP	4475	23.40	Class BP	5635	23.56
Class HO	3966	23.59	Class HO	3439	22.14
Class HP	2321	23.70	Class HP	2299	22.30

Average weekly purchasing price for pork decrease by 4% compared to last week, this was due to a decline of 6% in class HO and class HP respectively.



Weekly average prices for red onion class 1 and white onion class 1 were lower this week, decreasing by 10% and 9% respectively, while average weekly prices for red onion class 2 and white onion class 2 increased by 10% and 0.9% respectively. Average quantities sold for red onion class 1 and class 2 decreased by 35% and 57% respectively. While weekly quantities sold for both white onion class 1 and class 2 increased by 11% and 64% respectively.

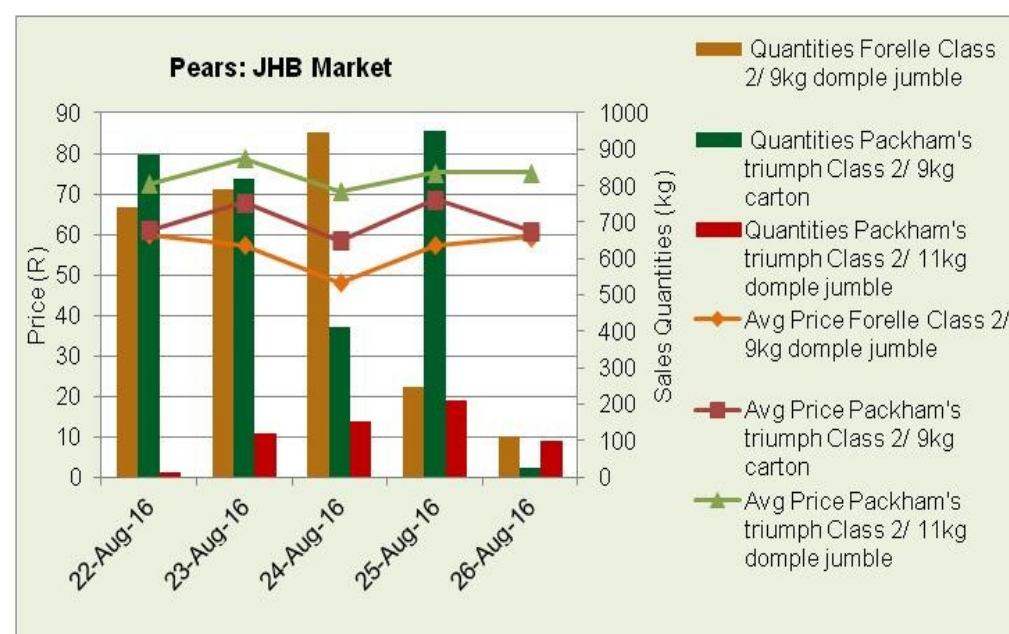
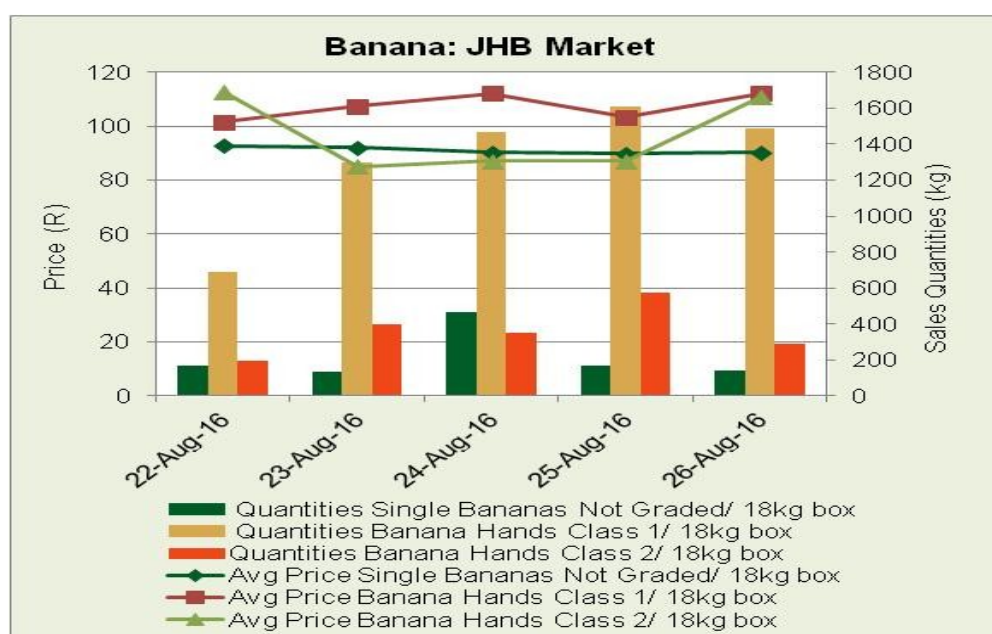
On the other hand, almost all weekly average prices for all varieties of potatoes above increased during the reporting week except for other potatoes class 1 (10kg) decreased by 3%. While quantities sold for Hermes class 1 (10Kg) and up-to-date class 1 (10 kg) potatoes decreased by 56% and 91% respectively.



Weekly average prices for jam tomatoes class 1 (6kg), other tomatoes class 1 (6kg) and other tomatoes class 3 (6kg) have decreased by 6%, 10%, and 5% respectively compared to the previous week. Whilst the weekly average prices for other tomatoes class 2 (6kg) increased by 5%. During the same period quantities traded for jam tomatoes class 1 (6kg) increased significantly by 70%.

Weekly average prices for braeburn class 2 (9kg), Cripps pink class 2 (9kg), Fuji class 2 (9kg) and top red class2 (9kg) decreased by 2%, 3%, 1% and 13% respectively compared to last week. However, weekly average prices for golden delicious not graded (9kg) and granny smith class 2 (9kg) increased by 2% respectively. Quantities sold for braeburn class 2 (9kg), Fuji class 2 (9kg), golden delicious, granny smith class 2 (9kg) and top red class2





The weekly average price for single bananas (not graded) (18kg box), banana hands class 1 (18kg box) and banana hands class 2 (18kg box) decreased by 16%, 12% and 26% compared to the previous week. While quantities sold for single bananas (not graded) (18kg box) and banana hands class 2 (18kg box) increased by 14% and 63% respectively. During the same period quantities sold for banana hands class 1 (18kg box) decreased by 3%. The average price for Forelle pears class 2 (9kg) domple jumble and Packham's triumph class 2 (11kg) domple jumble decreased by 12% and 1% this week compared to last week, while Packham's triumph class 2 (9kg) carton increased by 1%. Weekly quantities sold for Packham's triumph class 2 (9kg) carton and class 2 (11kg) domple jumble decreased by 5% and 32% respectively this week, while quantities sold for Forelle class 2 (9kg) domple jumble increased by 52%.

## Latest News Developments

Consumer inflation slowed in July with consumer price index rising 6% from 6.3% in May. That was a little better than expected and it brings consumer inflation within the reserve bank 3%-6% target. Economist expect trade balance to remain in surplus of R5 billion in July, following surpluses of R18.4 billion in May and R12.5 billion in June. An auto plant by a Chinese state owned car manufacturer will create 2 500 more jobs. The Beijing Automotive international agreed to build a R11 billion (\$759 million) auto plant in the country. This will be the biggest investment in a vehicle production facility in four decades.

For more information contact: Directorate Statistics & Economic Analysis (SEA) at HeidiP@daff.gov.za or 0123198194.