



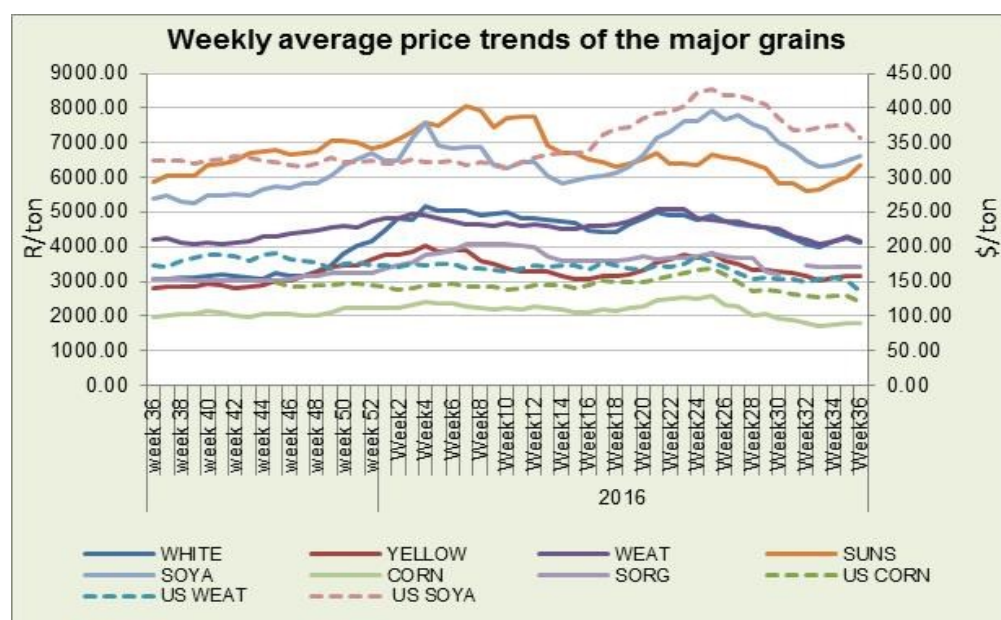
agriculture, forestry & fisheries

Department:
Agriculture, Forestry and Fisheries
REPUBLIC OF SOUTH AFRICA

Weekly Price Watch: 02 September 2016

Directorate: Statistics & Economic Analysis

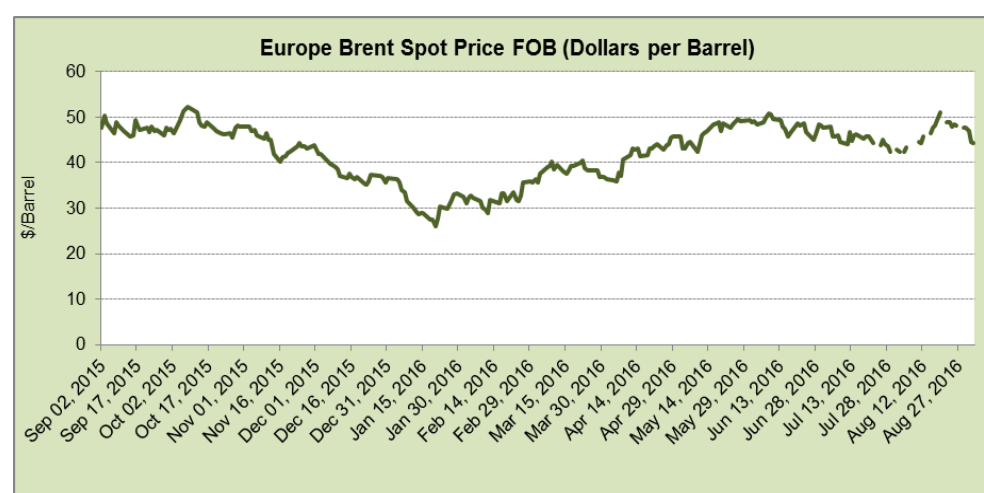
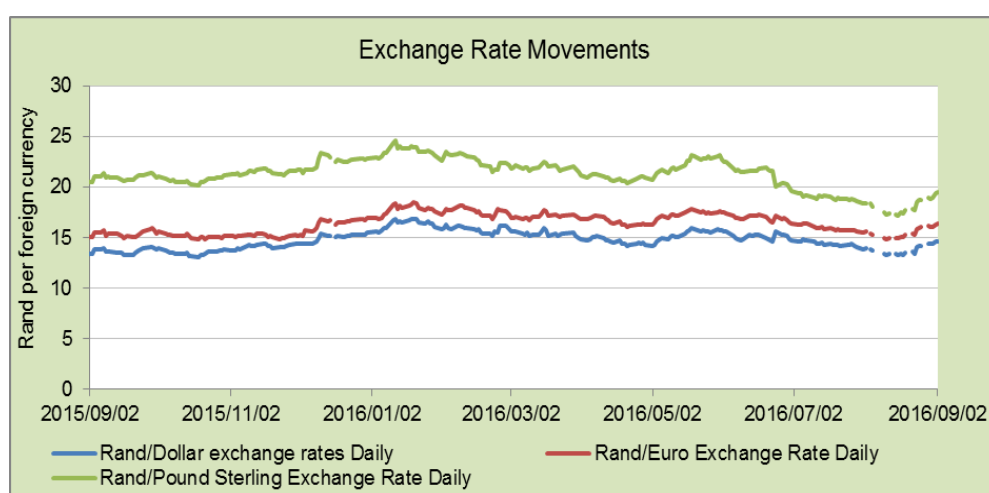
Sub-directorate: Economic Analysis



The price of white and yellow maize decreased by 2% and 0.7% respectively. WM futures sold off from the recent highs and also Mexican white maize imports supplementing local supplies although uncertainty still remains whether the import target will be met. Uncertainties remain in the regarding weather which could affect early plantings. Wheat prices have dropped given enough stock. Soybeans price increased by 2%, influenced by a various fundamentals including short covering, commercial buying and a weaker rand. Sunflower seeds prices high since end of June 2016, driven by short covering and an increased local demand.

Spot price trends of major grains commodities

	1 year ago Week 36(31-08-15 to 04-08-15)	Last week Week 35 (22-08-16 to 26-08-16)	This week Week 36(29-08-16 to 02-09-16)	w-o-w % change
RSA White Maize per ton	R 3 087.60	R4 243.20	R4 144.00	-2.3%
RSA Yellow Maize per ton	R 2 793.40	R3 166.00	R3 144.00	-0.7%
USA Yellow Maize per ton	\$143.65	\$129.65	\$121.79	-6.1%
RSA Wheat per ton	R4 203.00	R4 289.20	R4 165.80	-2.9%
USA Wheat per ton	\$172.94	\$151.01	\$135.83	-10.1%
RSA Soybeans per ton	R5 383.20	R6 486.40	R 6 623.40	2.1%
USA Soybeans per ton	\$324.98	\$376.63	\$357.41	-5.1%
RSA Sunflower seed per ton	R5 875.80	R6 012.80	R6 342.60	5.5%
RSA Sorghum per ton	R3 050.00	R3 406.00	R3 400.00	-0.2%
Crude oil per barrel	\$45.99	\$48.43	\$46.19	-4.6%



The Rand has depreciated against major currencies this week compared to last week, depreciating by 4.5%,3.3% and 4.3% against the dollar, the Euro and the pound respectively. The rand depreciated as a result of general uncertainty over the political situation in the country and also on the news that asset management companies are planning to suspend loans to six state-owned enterprises.

The price of crude oil averaged \$46 last week which is 5% lower than it was last week; ending this week lower at \$ 44. Oil prices fell amid fears that there is still too much supply in the world market combined with the dampening effect of a strong US dollar. The prices have fluctuated on speculation that OPEC could agree to limit supply in their next meeting in Algeria.



National South African Price information (RMAA) : Beef

Week 34 (22/08/2016 to 28/08/2016)	Units	Avg Purchase Price	Avg Selling Price	Week 35 (29/08/2016 to 04/09/2016)	Units	Avg Purchase Price	Avg Selling Price
Beef				Beef			
Class A2	12647	38.31	37.82	Class A2	14134	38.45	38.58
Class A3	1684	37.79	37.85	Class A3	4796	38.46	38.99
Class C2	2050	31.38	31.62	Class C2	2036	31.49	31.72

Weekly average selling price of beef for Class A2;Class A3 and Class C2 increased by 2.0%;3.0% and 0.3% respectively compared to last week

National South African Price information (RMAA) : Lamb

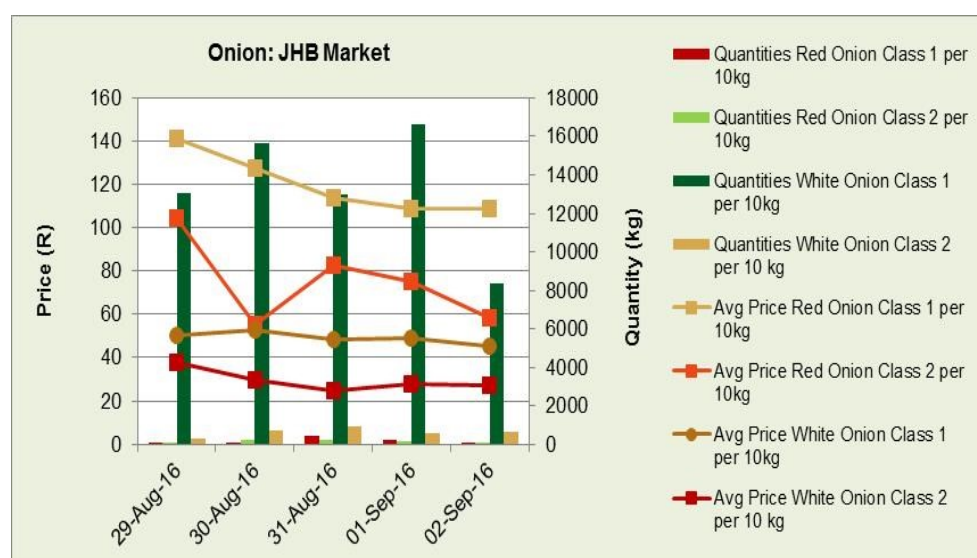
Week 34 (22/08/2016 to 28/08/2016)	Units	Avg Purchase Price	Avg Selling Price	Week 35 (29/08/2016 to 04/09/2016)	Units	Avg Purchase Price	Avg Selling Price
Lamb				Lamb			
Class A2	10691	59.56	63.68	Class A2	14887	63.83	61.07
Class A3	1690	58.07	62.60	Class A3	3187	63.49	60.73
Class C2	499	50.47	51.16	Class C2	795	50.05	50.10

Weekly average selling price of lamb for Class A2 , A3 and C2 decreased by 4.1%; 3.0% and 2.1% respectively compared to last week.

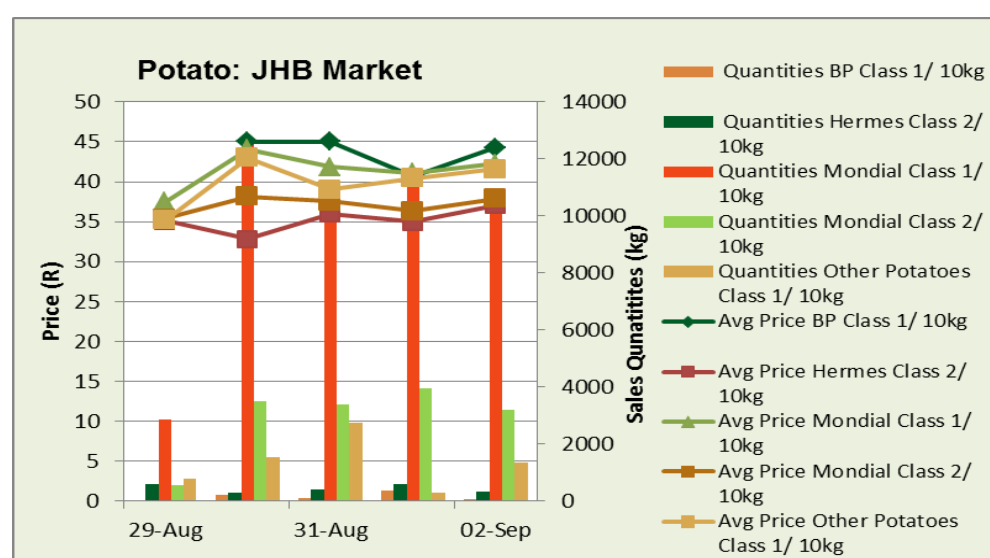
National South African Price information (RMAA) : Pork

Week 34 (22/08/2016 to 28/08/2016)	Units	Avg Purchase Price	Week 35 (29/08/2016 to 04/09/2016)	Units	Avg Purchase Price
Pork			Pork		
Class BP	5635	23.56	Class BP	5594	23.41
Class HO	3439	22.14	Class HO	2833	23.34
Class HP	2299	22.30	Class HP	2679	23.40

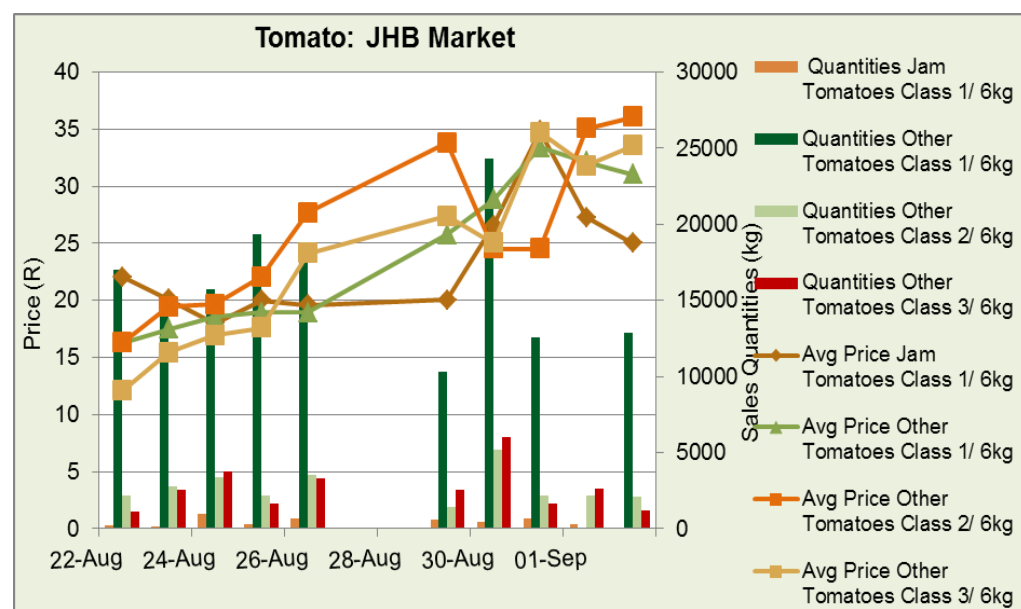
Average weekly purchasing price for Class BP pork decrease by 0.01% ,whilst Class HO and HP increased slightly by 0.05 % respectively compared to last week.



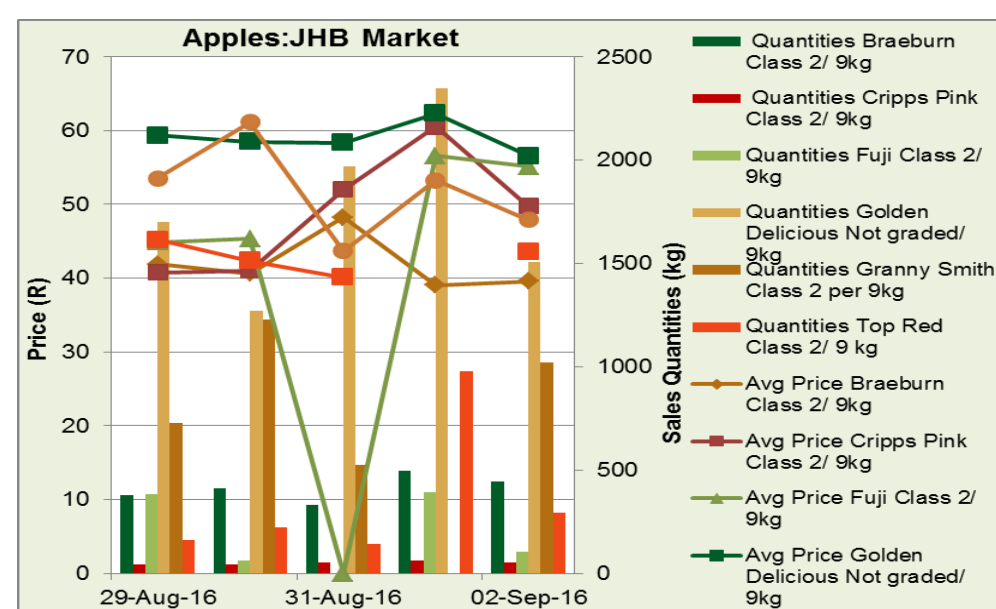
The average weekly price for Red Onion Class 1 per 10kg;Red Onion Class 2 per 10kg,White Onion Class 1 per 10kg and White Onion Class 2 per 10 kg decreased by -9%;-16%;-14% and -20% respectively compare to the last week.



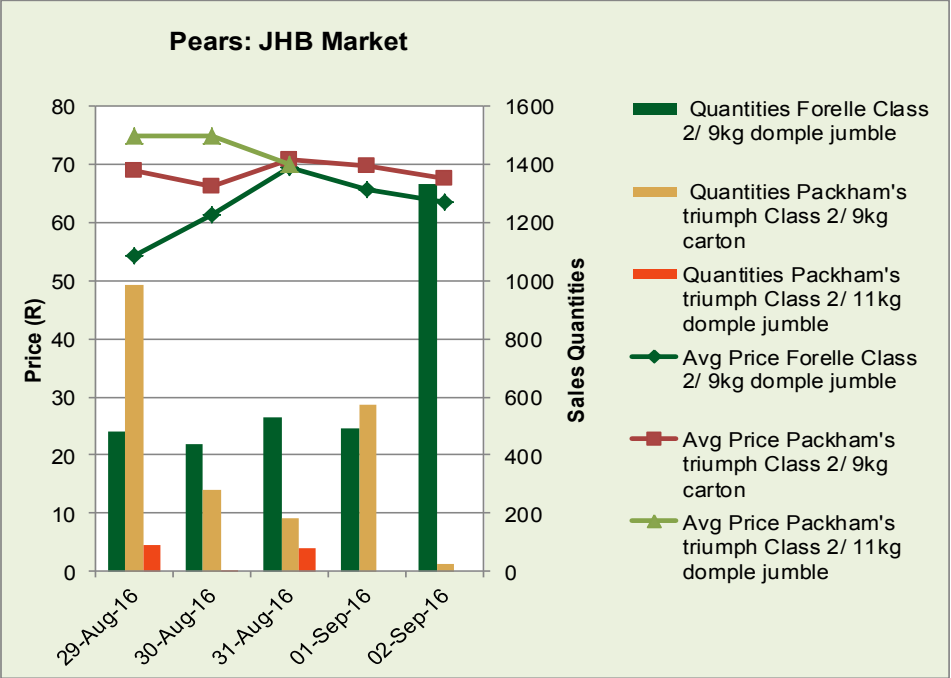
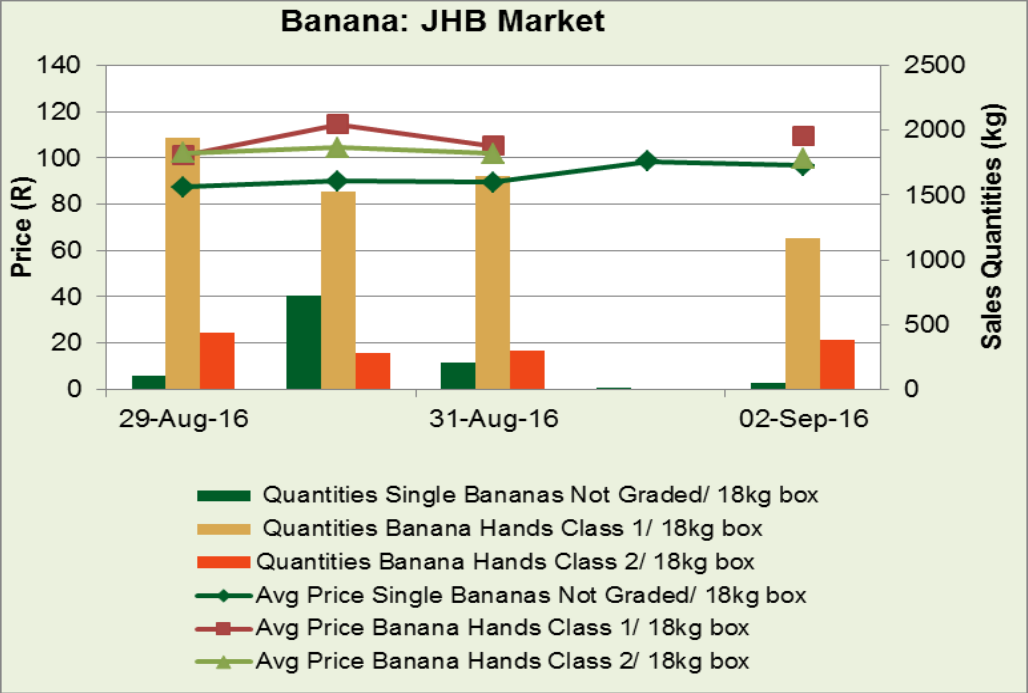
The price of potatoes remained the same from last week with only the price of harness class 2 decreasing by 15%, the overall quantities sold for potatoes were 20% lower than they were last week.



The price of tomatoes class 1 jam tomatoes; Class 1/ 6kg; Class 2/ 6kg and Class 3/ 6kg increased by 34.2%; 67.7%; 46.4% and 77.0% compared to last week.



The price of 9kg Braeburn Class 2and Cripps Pink Class 2 increased by 1% and 4% whilst; Fuji Class 2;Golden Delicious Not graded; Granny Smith Class 2 and top Red Class 2 price decreased by 10%; 6%; 7% and 14% respectively.



Single bananas not graded/18kg box; Banana Hands Class 1/18kg box and Banana Hands Class 2/ 18kg box has increased by 1.5%;0.2% and 5.6% respectively compared to last week whilst quantities sold has increased for this varieties: single bananas not graded and Banana Hands Class 1 and declined by 4% for banana hands class 2.

The price of Forelle Class 2/ 9kg domple jumble and Packham's triumph Class 2/ 9kg carton increased by 11.5% and 8.4%; whilst the price of Packham's triumph Class 2/ 11kg domple jumble decreased by 2% compared to last week.

Latest News Developments

South Africa's population is estimated to be 55.91-million of which 51% are female. United Nations Environment Programme (UNEP) warned that water pollution has increased significantly across three continents, placing hundreds of millions of people at risk of contracting life-threatening diseases like cholera and typhoid. Gauteng, Mpumalanga and the North West could face water restrictions, with dam levels currently critical, the Water and Sanitation Department said on Thursday. Coffee futures closed higher for the week, concerns over tighter supplies; the Brazilian crop now expected to drop to below 50 million bags from 55 million bags whilst cocoa prices closed lower this week due to generally good growing conditions.

For more information contact: Directorate Statistics & Economic Analysis (SEA) at HeidiP@daff.gov.za or 0123198194.